



# Text To Image Generator Platform

**Aditya Kumar Swain & Soubhagya Nandi**

[aswain2024@gift.edu.in](mailto:aswain2024@gift.edu.in) &

[soubhagyanandi2024@gift.edu.in](mailto:soubhagyanandi2024@gift.edu.in)

Master in Computer Applications

GIFT Autonomous College Bhubaneswar, Odisha, India

**Allupati Ch. Patro**

[allupati@gift.edu.in](mailto:allupati@gift.edu.in)

Assistant Professor

Master in Computer Applications

GIFT Autonomous College Bhubaneswar, Odisha, India



[https://doi.org/ 10.55041/ijst.v2i6.089](https://doi.org/10.55041/ijst.v2i6.089)

**Cite this Article:** Swain, A. K. & Nandi, S. (2026). Text To Image Generator Platform. International Journal of Science, Strategic Management and Technology, 02(6). <https://doi.org/10.55041/ijst.v2i6.089>

**License:** This article is published under the Creative Commons Attribution 4.0 International License (CC BY 4.0), permitting use, distribution, and reproduction in any medium, provided the original author(s) and source are properly credited.

**Abstract—** The Text-to-Image Generator Platform is a software application that uses Artificial Intelligence to create images from textual descriptions. The main objective of this project is to make image generation simple and accessible for users who may not have graphic design experience. By entering a text prompt, users can generate visual content that matches their ideas within a short period of time. The platform combines Natural Language Processing (NLP), Computer Vision, and deep learning techniques to understand user input and produce relevant images. This project demonstrates how AI can be used to support creativity, reduce manual effort, and simplify the process of digital content creation.

**Keywords—** Artificial Intelligence, Text-to-Image Generation, Deep Learning, Natural Language Processing, Computer Vision, Stable Diffusion, Python, Image Synthesis.

## INTRODUCTION :

Artificial Intelligence has significantly changed the way digital content is created and used. One of the most interesting applications of AI is the ability to generate images directly from text descriptions. This technology allows users to describe an idea, scene, or object in words and receive a corresponding image as output.

The Text-to-Image Generator Platform has been developed to explore this capability and provide an easy-to-use solution for image generation. The system accepts text prompts from users and processes them using AI models trained on large datasets of images and text. Based on the provided description, the model generates an image that reflects the user's idea.

In traditional image creation, users often need graphic design skills, specialized software, and significant time to produce quality visuals. The proposed platform reduces these challenges by automating the image generation process. As a result, users can create creative content more efficiently without requiring professional design knowledge.

The project is implemented using Python and modern AI frameworks. It demonstrates the practical application of Artificial Intelligence in transforming human ideas into visual content.

## II. PROBLEMS IN TRADITIONAL IMAGE CREATION:

Traditional methods of image creation present several challenges for users, especially those without design experience.

### A. Time-Consuming

Creating images manually often requires considerable time for designing, editing, and refinement.

### B. Requirement of Technical Skills

Most graphic design tools require users to learn complex software and design principles before producing quality results.

### C. High Cost

Professional design software and services can be expensive for students and small organizations.

### D. Limited Creativity

Many users may have creative ideas but lack the technical knowledge required to convert them into visual content.

### E. Lack of Automation

Traditional methods depend heavily on manual work and provide little support for automatic image generation.

### F. Limited AI Assistance

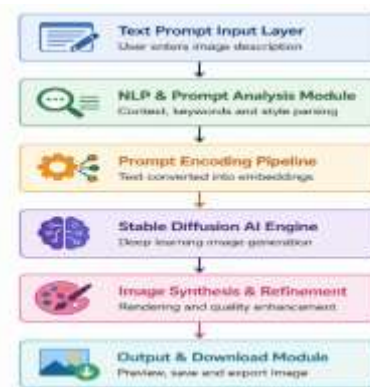
The time spent creating images manually can affect productivity, especially when multiple images are required within a short period.

- Fast image generation.
- Easy to use.
- Cost-effective.
- High-quality outputs.
- Supports creative design workflows.

## IV. SYSTEM ARCHITECTURE

The system follows a simple architecture consisting of user interaction, prompt processing, AI image generation, and output display.

### System Architecture Diagram :



### Workflow Diagram :

The process begins when the user enters a text description. The application validates the input and forwards it to the AI model. The model analyzes the prompt and extracts important details such as objects, colors, styles, and context. Based on this information, the AI model generates an image that matches the provided description.

The Prompt-to-Image Generator follows a systematic workflow to convert a user's text description into a visual image. The process starts when the user enters a prompt describing the desired image. This prompt can be a simple sentence or a detailed description of the scene, object, or artwork the user wants to generate.

After receiving the prompt, the system validates the input to ensure that it is not empty and is suitable for processing. Once validated, the

## III. PROPOSED SYSTEM :

The proposed Text-to-Image Generator Platform uses Artificial Intelligence to convert textual descriptions into images automatically. Users can provide a text prompt describing the image they want, and the system generates a visual output based on the given information.

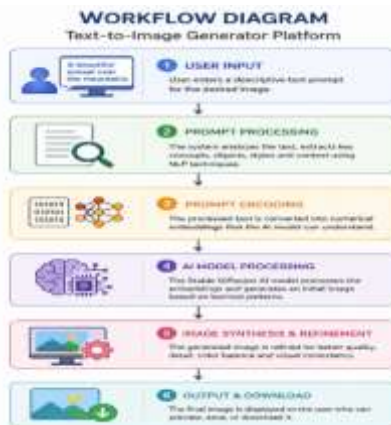
The proposed system allows users to:

- ☑ Text-based image generation
- ☑ User-friendly interface.
- ☑ Fast processing of prompts
- ☑ Image preview and download options
- ☑ Efficient content generation

text is sent to the AI image generation model. The model analyzes the words, understands the context, objects, colors, styles, and relationships mentioned in the prompt using Natural Language Processing (NLP) techniques.

The AI model then processes the prompt and generates a corresponding image using deep learning algorithms. During this stage, the model converts textual information into visual features and creates an image that matches the user's description. This process may take a few seconds depending on the complexity of the prompt and the computing resources available.

Once the image is generated, it is displayed to the user through the interface. Users can review the output and download it if they are satisfied with the result. If required, they can modify the prompt and generate another image.



## D. User-Friendly Interface

Simple and easy-to-use design.

## E. Fast Processing

Generates images within seconds.

## F. Multiple Image Styles

Supports realistic, artistic, and creative outputs.

## G. High-Quality Results

Produces detailed and visually appealing images.

## H. Download & Save Option

- Allows users to download generated images in formats like JPG or PNG.

## J. API Integration (Python-based)

- Can be integrated with AI APIs (like Stable Diffusion or DALL·E) using Python for backend processing.
- API Integration is an important feature of a Prompt-to-Image Generator that connects the Python backend with powerful AI image generation models such as Stable Diffusion or DALL·E. It allows the system to send text prompts to an external AI service and receive generated images as output.
- In this project, Python is used to handle API requests using libraries like requests or specialized SDKs. The user's text prompt is sent to the AI API, which processes the input and returns a generated image URL or image file. This image is then displayed in the application interface.
- API integration makes the system more powerful because it avoids the need to train complex AI models locally. It also ensures faster processing, better image quality, and scalability.

## V. FEATURES OF PROMPT-TO-IMAGE GENERATOR

### A. Text-to-Image Generation

Converts textual descriptions into visual images automatically.

### B. AI-Powered Processing

Uses deep learning models to understand prompts and generate images.

### C. Fast Image Generation

Produces image outputs within a short processing time.

## VI. ARTIFICIAL INTELLIGENCE IN CONTENT GENERATION

Artificial Intelligence plays a crucial role in generating images from text. The system uses machine learning models trained on large datasets containing images and text descriptions.

### AI Content Generation Flow :

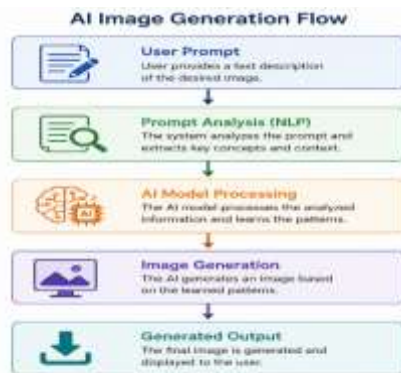


Figure 6.1: AI Image Generation Flow

### Advantages of AI

A Prompt-to-Image Generator offers several benefits, making it a powerful AI-based application for creative and technical use.

- ☑ Faster image creation.
- ☑ Creative content generation.
- ☑ Reduced manual effort.
- ☑ Improved productivity.
- ☑ High-quality visual outputs.

## VII. DATABASE AND BACKEND MANAGEMENT

The system uses a database to store user prompts, generated images, user history, and system logs. It ensures efficient data management and quick retrieval of past results for better user experience.

### Backend Responsibilities

The database is designed using a structured

schema with tables such as:

- Users Table (user details and login information)
- Prompt Table (stores text prompts entered by users)
- Image Table (stores generated image links or file paths)
- History Table (tracks user activity and past generations)

### Backend Framework

The backend is developed using Python frameworks such as Flask or Django. These frameworks facilitate communication between the frontend, database, and AI model.

### API Communication

REST APIs are used to transfer data between different components of the application. The backend sends prompts to the AI model and receives generated image outputs.

The backend uses REST APIs for communication between frontend and database systems.

## VIII. SECURITY AND AUTHENTICATION

Security is the **big-picture concept**. It covers all measures taken to protect systems, networks, and data from threats like hackers, malware, or data breaches.

### Security Features

It includes things like:

- Firewalls
- Encryption
- Monitoring systems
- Policies and procedures
- Physical protection of hardware

Think of **security** as the entire defense system around a house.

## VIII. SECURITY AND AUTHENTICATION



## IX. AI IMAGE GENERATION WORKFLOW



Figure 9.1: AI Image Generation Workflow

### Authentication Workflow :

## X. RESULT AND DISCUSSION

The Text-to-Image Generator Platform was successfully implemented and tested using AI-based image-generation models. During testing, the application generated images for various types of prompts, including objects, landscapes, animals, and creative concepts.

The generated outputs were generally relevant to the provided descriptions and demonstrated the ability of the AI model to understand textual information. The platform was able to produce images within a reasonable amount of time while maintaining satisfactory visual quality.

The user interface allows users to easily enter prompts, generate images, and view results in real time. The backend successfully processes requests and communicates with the AI model without delays. The generated images are stored and displayed efficiently, improving user

experience.

### Observed Benefits

- High-quality AI-generated images
- Fast and automated image creation
- Reduced manual design effort
- Easy-to-use interface for users
- Supports creativity and innovation

### Limitations

- Complex prompts may require multiple attempts.
- Generated images may vary in quality depending on prompt clarity.
- AI-generated outputs may require minor refinements for specific use cases.

## XI. FUTURE ENHANCEMENTS

### Improved AI Model Integration

Upgrade to more advanced models (like diffusion-based or multimodal models) for generating higher-quality and more realistic images.

### User Login and Personalization

Add user accounts so users can save prompts, generated images, and preferences for future use.

### Image Editing Features

Allow users to modify generated images using prompts such as “add sky”, “change background”, or “enhance quality”.

### Style Selection Options

Provide multiple styles like anime, realistic, sketch, 3D art, watercolor, etc. environments and modern collaborative development systems.

## XII. CONCLUSION

The Text-to-Image Generator Platform successfully demonstrates how Artificial Intelligence can be used to transform textual descriptions into visual content. The project provides a simple and efficient way for users to generate images without requiring advanced



design skills.

The developed system combines Natural Language Processing, deep learning, and image-generation technologies to produce meaningful outputs from user prompts. It simplifies the creative process, reduces manual effort, and improves accessibility for users from different backgrounds.

With future enhancements such as improved AI models, personalization features, and image editing capabilities, the platform can become a more powerful and practical solution for real-world applications.

#### REFERENCES

- [1] Python Documentation, "Official Python Documentation," Available: <https://docs.python.org/3/>
- [2] PyTorch Documentation, "PyTorch Deep Learning Framework Documentation," Available: <https://pytorch.org/docs/>
- [3] Convex Documentation, "Convex Real-time Backend Documentation," Available: <https://docs.convex.dev>
- [4] Liveblocks Documentation, "Liveblocks Real-time Collaboration Infrastructure," Available: <https://liveblocks.io/docs>
- [5] Stability AI Documentation, "Stable Diffusion Model Documentation," Available: <https://stability.ai/>
- [6] LiveKit Documentation, "LiveKit Real-time Communication Platform," Available: <https://livekit.io/docs>
- [7] Tailwind CSS Documentation, "Tailwind CSS Utility-first Framework," Available: <https://tailwindcss.com/docs>
- [8] Ramesh, A., Pavlov, M., Goh, G., et al., "Zero-Shot Text-to-Image Generation," Available: <https://arxiv.org/abs/2102.12092>
- [9] Vaswani, A., Shazeer, N., Parmar, N., et al., "Attention Is All You Need," Available: <https://arxiv.org/abs/1706.03762>
- [10] Goodfellow, I., Bengio, Y., and Courville, A., "Deep Learning," MIT Press, Available: <https://www.deeplearningbook.org/>